



SECTIONAL GARAGE DOOR

AND AUTOMATION

BROCHURE 2021

A modern, two-story house at dusk. The house features a light-colored wooden exterior and a flat roof. A balcony with a glass railing and metal brackets is visible on the upper floor. A large, dark, horizontally-slatted garage door is on the ground floor. The scene is illuminated by warm interior lights and cool exterior landscape lighting. The sky is a mix of blue and orange from the setting or rising sun.

Beauty & Elegance

Alutech Sectional Doors

Harmony of style and reliability of design.

Safe and reliable operation, efficient thermal insulation to provide comfort and convenience.


Wide selection of designs and colours to complement any style of property, from a traditional period home to a modern day contemporary build.

Alutech sectional doors are safe, practical and price competitive with no compromise on quality.

Contents

• Alutech Sectional Doors	Page 4-5
• Trend Series	Page 6-7
• Prestige Series	Page 8-9
• Microwave	Page 12-13
• S Ribbed	Page 14-15
• M Ribbed	Page 16-17
• L Ribbed	Page 18-19
• Georgian	Page 20-21
• Panoramic	Page 24-25
• Wicket & Pass Doors	Page 26-27
• Texture & Colour	Page 28-29
• Natural Wood & Stone	Page 30-31
• Specialised Printing	Page 32-33
• Track Systems	Page 34-35
• Levigato Automation	Page 36-37
• Avanti Automation	Page 38
• Windows & Accessories	Page 39
• Alutech Group	Page 43

An Insulated Sectional Door For All Seasons



L Ribbed Smooth
Finished In RAL7016



4: Alutech

Independent laboratory tests have proved that the **Alutech** insulated sectional door can withstand the harshest environments, with safe and reliable operation in coastal regions and heavily polluted areas.

These unique anti-corrosion properties are possible due to the thickness of the primer coating of **12-14 micron** and **16 micron** for the zinc coating, for both the **Trend** and **Prestige** series of sectional door.



Trend & Prestige Series

With five panel designs available; **Microwave**, **S Ribbed**, **M Ribbed**, **L Ribbed** and **Georgian** for both the **Trend** and **Prestige** sectional door, in woodgrain texture or smooth finish, in RAL9016 traffic white as standard. See pages 12-21.

The maximum size for all ribbed style doors is 6000mm wide by 3250mm high and the maximum size for a Georgian style door is 5000mm wide by 3150mm high.

Along with special RAL and non-RAL colour finishes, we offer one of the largest selections of standard RAL colours. See pages 28-29.


For an authentic look, we offer a natural wood or stone finish with over 35 options to choose from. See pages 30-31.

Thanks to advanced digital print technology, you can now have an image of your choice printed on your door panel set or choose from the many theme prints **Alutech** offer. See pages 32-33.

The frame set for the **Trend** series sectional door is finished in smooth traffic white RAL9016 as standard, with the option to upgrade to a colour coded frame. The **Prestige** series is provided with a galvanised frame set as standard, with no option to colour match.

The **Trend** series door panel is 40mm thick, with a thermal transmittance of **1.35 W/m 2K** and the **Prestige** is 45mm thick, with a thermal transmittance of **1.05mm²°C/W**. Panels are polyurethane-coated with integrated polyimide particles (**PUR-PA**) to maintain the original appearance of the door panels.

All panels comply with one of the main European safety standards (**EN12604**), to eliminate risk of finger trapping.



Trend Series Features

Alutech are one of only a few manufacturers to use ball race bearings within the rollers, protected from dust and moisture. Adjustable roller brackets allow the top panel to seal directly to the top profile, which reduces draughts and heat loss.

The roller is enclosed in the roller bracket to eliminate risk of the wheels failing the tracks. All top panels are capped to strengthen the top line and provide more rigidity for the connection of the operator towing arm.

Side sprung doors are available for door sizes up to 4500mm wide and 2250mm high. As an optional upgrade, the spring mechanism for side sprung doors can be fully enclosed with spring covers to eliminate finger entrapment and to improve internal appearance.


In heavy rainfall, water can collect at the bottom of the door. The plastic footplate of the frame profile minimises corrosion and gives an attractive finish to both the panels and frame.

Torsion spring systems are equipped with spring brakes that eliminate the risk of the door falling in the event of spring or cable breakage.

Alutech doors comply with European standard: **EN13241-1**, **EN12604**, **EN 12453**, **EN 12424**, **EN 12425**, **EN 12426**.



Georgian White
Woodgrain



Trend Series

Drawing on years of experience in manufacturing, **Alutech** have created an attractive, reliable, built-to-last sectional door using the very latest technology and high-quality components.



L Ribbed Smooth
Farrow & Ball, French Grey



L Ribbed Smooth
Anthracite Grey

Prestige Series

Combining 20 years of experience and global innovations, **Alutech** Prestige doors embody outstanding quality, reliability and style in every detail to enhance your home.



L Ribbed Smooth
Vehicle Theme Print



S Ribbed Woodgrain
Prestige Manual Handle




Prestige Series Features

Closed type bearings protect against dust and provide reliability, combined with double rollers to ensure smooth operation of the door. Torsion spring lifetime is 25,000 open close cycles, the equivalent of 17 years' operation with 4 open close cycles per day.

Supplied with powder-coated vertical and horizontal tracks, hanging straps and brackets in RAL9002 grey-white, the ANC-1 kit is available as an optional upgrade on the **Prestige** torsion doors, providing great internal aesthetics.

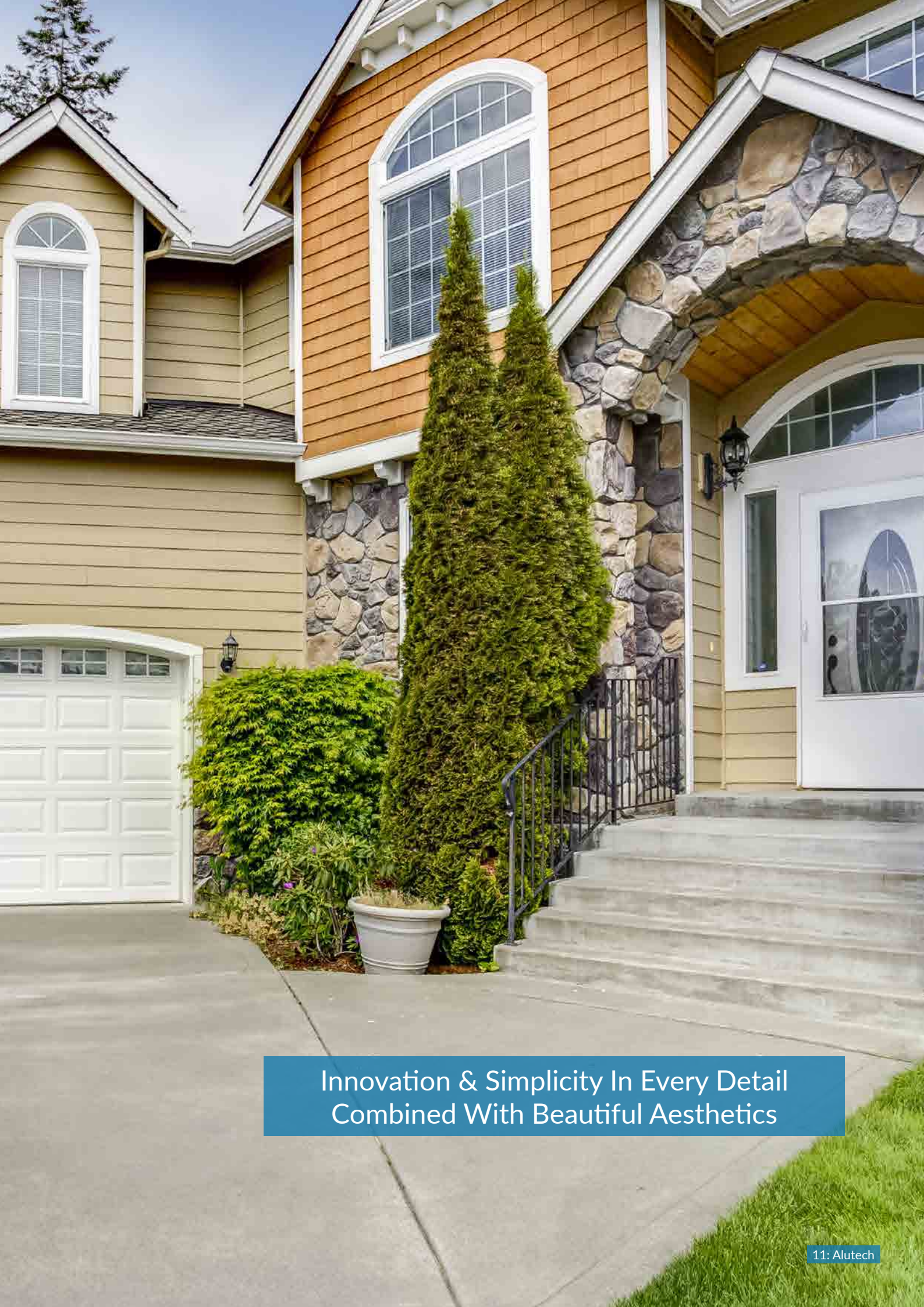
The configuration of the door panels protect against finger entrapment. **Prestige** doors comply with international safety standards: **EN 12604, EN 12453, EN 12424, EN 12425, EN 12426**. For additional safety, the steel cables are able to withstand weight 6 times greater than that of the door panel leaf.

Stainless steel fittings guarantee reliable door operation and resistance to corrosion even when exposed to high humidity. Adjustable roller brackets ensure good closure to the door seals. The closed contour of the steel sheets protect the sandwich panels against delamination, preserving its aesthetics for many years.




L Ribbed Smooth
Golden Oak





Innovation & Simplicity In Every Detail
Combined With Beautiful Aesthetics

Microwave Woodgrain Finished
In Grey Aluminium



12: Alutech




Microwave

An elegant microwave design, pressed on the surface of the door panels, emphasises the modern architecture of new builds.

Microwave is available for both the **Trend & Prestige** series in woodgrain texture only, finished in white RAL9016 as standard. As an optional upgrade, you can choose from the largest selection of standard RAL colours on offer, special RAL or non RAL colours. Standard wood effect not available. See pages 28-29.



Microwave Woodgrain
Anthracite Grey



Microwave Woodgrain
White Aluminium

S Ribbed

This modern type of panel has small horizontal ribs positioned evenly, making junctions between the panels absolutely unnoticeable.

S Ribbed is available for both the **Trend** & **Prestige** series in woodgrain or smooth texture, finished in white RAL9016 as standard.

As an optional upgrade, you can choose from the largest selection of standard RAL colours on offer, special RAL or non RAL colours. See pages 28-29.

Or choose from the many natural wood or stone finishes on pages 30-31. You can even choose a specialised digital printed image. See pages 32-33.

S Ribbed Smooth
Stone Grey





S Ribbed Woodgrain
White



S Ribbed Smooth
Golden Oak



M Ribbed Smooth
Slate Grey



16: Alutech





M Ribbed Woodgrain
Anthracite Grey



M Ribbed Smooth
Cement Grey

M Ribbed

M Ribbed door panel sets are designed with a medium horizontal rib to provide fantastic aesthetics for modern-day architecture.

M Ribbed is available for both the **Trend & Prestige** series in woodgrain or smooth texture, finished in white RAL9016 as standard.

As an optional upgrade, you can choose from the largest selection of standard RAL colours on offer, special RAL or non RAL colours. See pages 28-29.

Or choose from the many natural wood or stone finishes on pages 30-31. You can even choose a specialised digital printed image. See pages 32-33.



L Ribbed

The large horizontal rib of the **L Ribbed** design panels will emphasise the individual style of your home and enhance kerb appeal.


L Ribbed is available for both the **Trend & Prestige** series in woodgrain or smooth texture, finished in white RAL9016 as standard.

As an optional upgrade, you can choose from the largest selection of standard RAL colours on offer, special RAL or non RAL colours. See pages 28-29.

Or choose from the many natural wood or stone finishes on pages 30-31. You can even choose a specialised digital printed image. See pages 32-33.




L Ribbed Smooth
Anthracite Grey



18: Alutech



L Ribbed Smooth
White





Georgian Woodgrain
White



20: Alutech

Georgian Woodgrain
White Sunrise Windows





Georgian Woodgrain Cream
Sunrise Windows

Georgian

The **Georgian** style panel design provides a traditional alternative, adding a special charm to your home.

Georgian is available for both the **Trend & Prestige** series in woodgrain texture only, finished in white RAL9016 as standard.

As an optional upgrade, you can choose from the largest selection of standard RAL colours on offer, special RAL or non RAL colours. See pages 28-29.

Or choose from the many natural wood or stone finishes on pages 30-31. Standard wood effect rosewood not available. You can even choose a specialised digital printed image. See pages 32-33.



Georgian Woodgrain
Farrow & Ball, Fawn





Imagination & Creativity

Panoramic Series

Panoramic doors give the highest level of visibility with full glazing, making them an ideal solution for contemporary residential garages.

Glazed panels create a bespoke and modern design whilst exploiting natural daylight.



Slate Grey Profile
White Opaque Glazing



Window Grey Profile
White Opaque Glazing

Panoramic Series Features

Panoramic panels are made of extruded aluminium profiles, installed with acrylic translucent insertions to fulfil modern design requirements and can be combined with one or more insulated panels, to provide great aesthetics.

Panoramic doors are supplied with clear glazing as standard, with the option to upgrade to an opaque colour. Three opaque colours are available, white, grey or brown smooth opaque, offering maximum visibility, while possessing all the benefits of our sectional garage doors.

Our **Panoramic** doors can be incorporated with a wicket door, giving access to the garage without opening the door itself, a convenient solution for everyday use. The panoramic profile is finished in RAL9006 White Aluminium as standard, as an optional upgrade choose from the 28 standard RAL colours listed on pages 28-29.



Anthracite Grey Profile
White Opaque Glazing

Wicket Door

A wicket door offers quick and easy access, ideal for when a garage serves as something other than vehicle storage, such as a workshop or extra living space.



Features & Benefits


Wicket doors are available for **Microwave**, **Ribbed** and **Panoramic** doors only. Available in any of the standard RAL and standard wood effect finishes, as well as the natural wood and stone finishes.

The wicket surrounding profile is finished in D6-Silver as standard, or you can upgrade to one of the 28 standard RAL colours listed on 28-29. The wicket handle is available in three colour options of silver, grey-brown & black.

Three threshold options are available, standard (145mm), low (100mm) and flat (18-20mm).

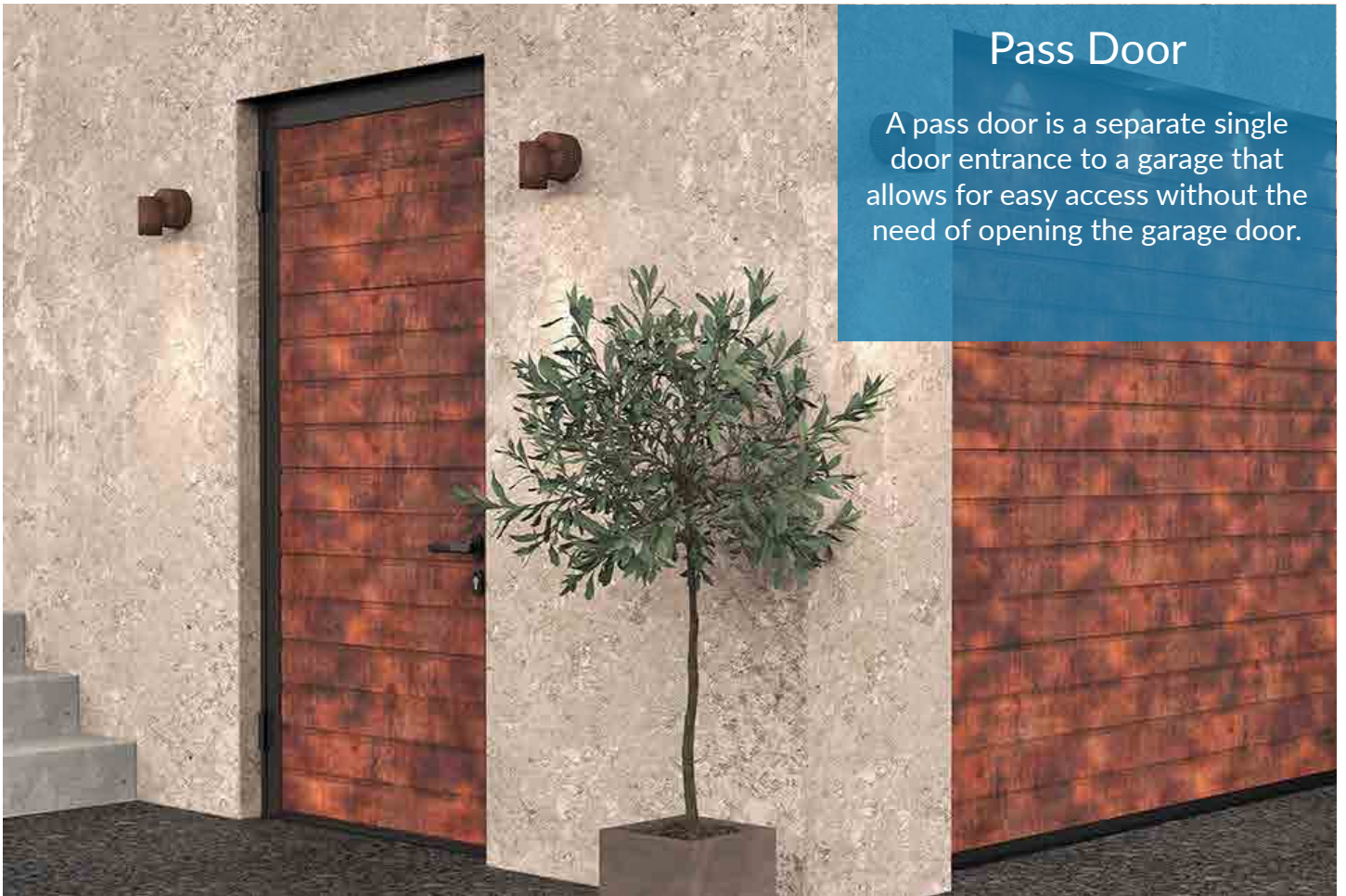
The maximum dimensions of a door with a wicket in woodgrain finish or **Panoramic** series is 6000 x 3250mm. The maximum dimensions of a door with a wicket with a smooth texture is 5000 x 3250mm. Wicket door is not available for the Georgian style door.

Wicket doors require a torsion running system and are not suitable for tension spring systems.



Pass Door

A pass door is a separate single door entrance to a garage that allows for easy access without the need of opening the garage door.



Features & Benefits

Side doors are made from the same insulated panel as a sectional door, fitting harmoniously into the facade of the building to perfectly complement each other. The external frame of the side door is made from extruded aluminium and can be finished in the same colour as the door panels.

Side doors can be installed to open to left or right and open to the inside or outside of the garage. Doors can be mounted in between the brickwork opening or to the inside face to suit the customer's specification.

Polyurethane sealing inserts are located along the door perimeter to ensure a reliable seal to the opening.



Pass doors are available in **Microwave**, **Ribbed**, **Georgian** and **Panoramic** style, in standard RAL colours and standard wood effect, as well as the natural wood and stone finishes.

There are four colour options for the pass door handle, white, grey-brown, white aluminium and black.







Texture & Colour Options

Woodgrain Texture
RAL9016 Traffic White

Smooth Texture
RAL9016 Traffic White

You Choose



All styles for both the **Trend & Prestige** series are finished in RAL 9016 traffic white as standard.

As an optional upgrade you can choose from our extensive range of standard RAL colours illustrated below, or any special RAL or non RAL colour of your choice.

S ribbed, M Ribbed, L Ribbed are available in either woodgrain or smooth texture.

Microwave & Georgian are only available in woodgrain texture.

Standard Wood Effect

GOLDEN OAK

DARK OAK

ROSEWOOD

RAL8028
TERRA BROWN

RAL8014
BROWN

RAL3000
FLAME RED

RAL3003
RUBY RED

RAL3004
BURGUNDY

RAL6021
PALE GREEN

RAL6005
MOSS GREEN

RAL6009
FIR GREEN

RAL9004
SIGNAL BLACK

RAL7038
AGATE GREY

RAL7040
WINDOW GREY

RAL7035
LIGHT GREY

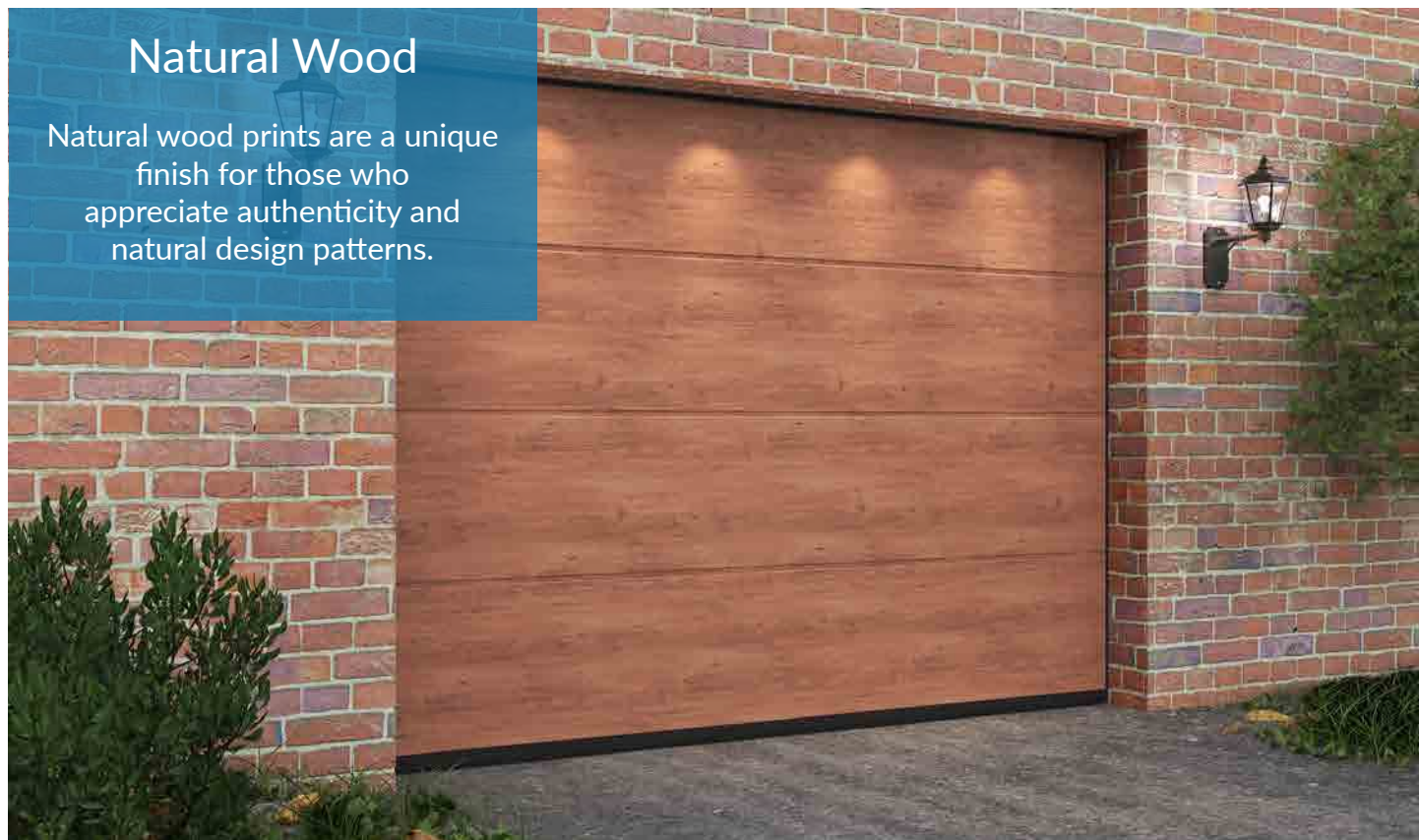
RAL9006
WHITE
ALUMINIUM

RAL9007
GREY
ALUMINIUM

***Please note the colours illustrated are for reference purposes only.
For a closer representation of a colour please request a colour swatch***

Natural Wood

Natural wood prints are a unique finish for those who appreciate authenticity and natural design patterns.



Anteak

Mahogany

Oregan

Dark Winchester

Winchester Modern

Light Winchester

Desert Oak

Dark Sienna

Light Sienna

Rustic Oak

Irish Oak

Rustic Cherry

Light Oak

Walnut

Mountain Pine

Swamp Oak

Wenge Classic

Wenge Modern

***Please note the finishes illustrated are for reference purposes only.
For a closer representation of a finish please request a colour swatch***

Natural Stone

Natural stone prints are a revelation with extraordinary designs to provide a unique look.



Grey Concrete

Natural Marble

Dark Concrete

Bidisar Brown

Breccia Damascata

Delicatus Gold

Sagitario Granite

Diano Reale

Selebrity

Maroon Marinace

Platino Dark

Guparano Bordeaux

Verde Fantastico

Emperador Light

Emperador Dark

Light Concrete

Wet Concrete

Concrete Anteak

***Please note the finishes illustrated are for reference purposes only.
For a closer representation of a finish please request a colour swatch***

Specialised Images

Thanks to advanced digital print technology, you can now have an image of your choice printed on your door panel set.



Theme Prints

Choose from the many theme prints Alutech offer, with a few illustrated below taken from the nature, landscape and vehicle themes.



Track Systems




A. Side Tension Springs



C. Rear Mount Torsion





B. Front Mount Torsion

Maximum Door Dimensions

A. Side tension springs - 4500 x 2250mm, headroom requirement 100mm.


B. Front mount torsion - 6000 x 3250, headroom requirement 210mm.

C. Rear mount torsion - 6000 x 3250, headroom requirement 100mm.

D. High lift torsion - 6000 x 3250, headroom requirement 500mm.



D. High Lift Torsion



LEVIGATO

The perfect partnership - The **Levigato** automation system goes hand-in-hand with the Alutech series of sectional doors.



Levigato - Smooth Automation

RED DOT DESIGN AWARD



reddot design award



Levigato Automation

Loved for its contemporary, sleek design and smooth operation, the Alutech **Levigato** automation system is versatile, easy to install and available with a fantastic range of accessories.

The perfect choice for fail-safe functionality to suit all applications, with the ability to automatically recalibrate the open and closed limit points of the door, allowing you to set the force and speed settings independently.

Winner of one of the most prestigious awards in industrial design, the Red Dot Award: Product Design, beating products from 6,300 companies across 59 countries, **Levigato** combines the work of product engineers at **Alutech**.

Tactile pebble-inspired motor head and handsets not only look great, but they also exude the high levels of quality you would expect from this winning design team.

With a comprehensive range of accessories such as external release system, battery back-up, photocells, radio receiver, wireless keypads and more.



Go **Green** With Alutech

Environmental Product Declaration

Declaration Code: EPD-SMD-GB-35.0





Avanti Automation

The powerful **Avanti** motor smoothly and quietly lifts any garage door, utilising a maintenance-free belt for the lifetime of the product. The operator's anodised aluminium extrusion enables maximum protection and is precision-rolled to ensure perfect shape and maximum strength for years to come.

The **Avanti** operator uses a robust galvanised steel boom and Kevlar belt to take the weight of the door with ease. The Avanti T-Series has been CE certified for **Alutech** door use.

Avanti operators are also suited for your existing manual garage door. The operator program has a wide range of settings, allowing installers to tailor the motor performance to perfectly suit the demands of any type of tracked door.

For convenience, the operator's built-in LED lighting is automatically activated each time you use the garage door, which can also be independently activated by the **Avanti's** hand transmitter. The **Avanti** door operator comes with a wide range of automation accessories and additions.

Windows & Accessories

For manually operated doors, you can choose a colour coordinated high security locking device. Key operated from the outside, your lock can be positioned in either the middle, left or right-hand side of the door.

The handle insert for either the **Trend** series or **Prestige** series is available in white, silver, black, brown, green, grey, blue, red & ivory.



Where there is no other access into the garage, we offer an external manual release to allow the door to be opened in the event of a power failure.



Glazing for garage doors provides natural light, whilst contributing to the aesthetics of the door.

Windows are available for the **Trend** & **Prestige** series of sectional door, to suit any panel design you choose.

The external frame is supplied as standard in white. For frame and decorative inserts, choose the Georgian cross or Sunrise.

As an optional upgrade, window frames can be supplied in stainless steel or colour coded to suit the colour of the door panel.

Acrylic glazing available: Clear, Crystal Frosting and Smooth Opaque. or as an optional upgrade daimond or square leading is available.

Classical Rectangular



Decorative Georgian Cross



Classical Square



Classical Round



Decorative Sunrise



Stainless Steel Square & Round





Stunning Architecture



Great Vision





The Alutech Group of Companies is one of the leaders in the production of roller shutter systems and sectional garage doors systems in Western and Eastern Europe, and a leading manufacturer of aluminum profile systems in the CIS countries. The group has 5 manufacturing sites, in Germany and Belarus, with sales companies covering many parts of the world.

All sites are equipped with the most up-to-date, high-tech equipment, which includes automated painting lines, high quality slitting plants for aluminium and steel coil, modern efficient line for manufacturing sandwich panels for sectional doors, roll forming lines for insulated roller door lath, lines for extruded aluminium profiles, automated complex for die-casting aluminium components and modern lines for powder coating, one of the biggest lines for anodizing in CIS countries.

The quality management system in all group companies meets the requirements of ISO 9001 International standard in TUV CERT system, which is confirmed by the corresponding certificates.

Alutech Sectional doors perfectly combine comfort, security and safety to provide quality and style to complement your home.





JD (UK) Limited
Ravensthorpe Industrial Estate, Low Mill Lane.
Havelock Street, Ravensthorpe, Dewsbury. WF13 3LN
T 01924 472924 E sales@jduk ltd.co.uk www.jduk ltd.co.uk

